



PROPERTY NAME

Ralph Cottage

LOCATION

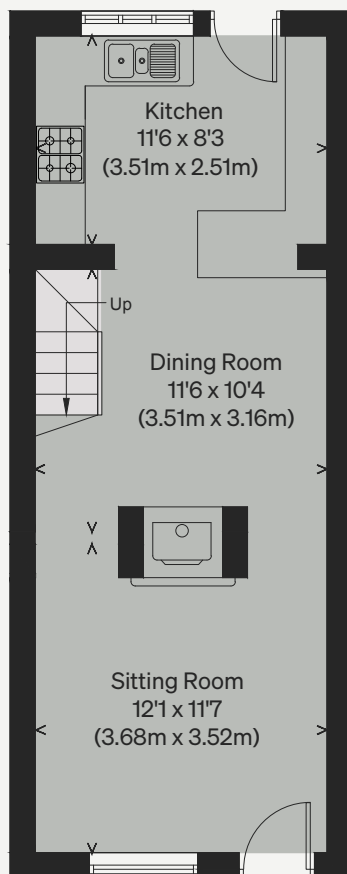
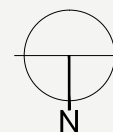
Lingfield, Surrey

Approximate Floor Area = 68.68 sq m / 740 sq ft

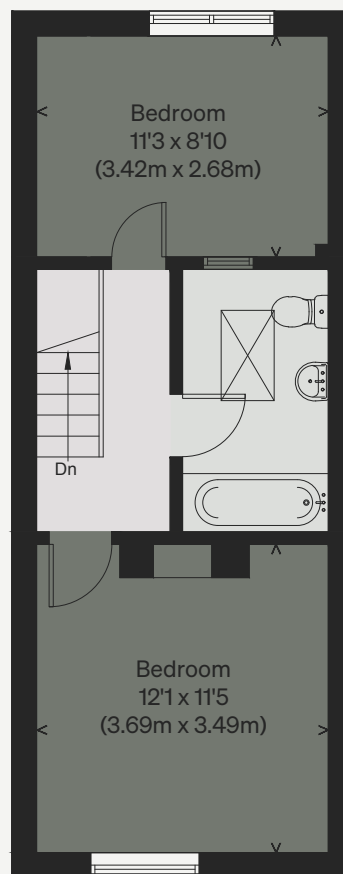
Outbuildings = 32.1 sq m / 346 sq ft

Total = 100.9 sq m / 1086 sq ft

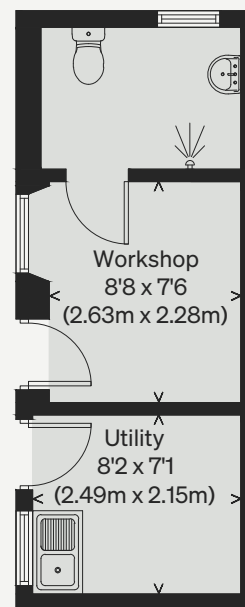
*Illustration for identification purposes only, measurements are approximate, not to scale*




GROUND FLOOR



FIRST FLOOR



OUTBUILDINGS



STORE AND STUDIO